

KIPP KC Board Meeting

December 9, 2024

5:30 p.m. - 7:00 p.m.

The logo features the text "KIPP:KC" in a bold, blue, sans-serif font. The colon is a light green circle. The text is centered within a white circle that has a thick light green border. Three vertical light green bars extend upwards from the top of the circle.

KIPP:KC

A small version of the KIPP:KC logo, consisting of the text "KIPP:KC" in blue with a light green circle for the colon, all inside a white circle with a light green border.

KIPP:KC

Agenda

1. Welcome
2. Agenda
3. Public Comment
4. Finance Committee
5. Academic Committee
6. Governance Committee
7. ED Report
8. Executive Session



Call to order and public comment

KC SY 25 Priorities & Initiatives

Joyful Excellence, Courageously Together



The KIPPster Experience

- **Student Recruitment, Attendance & Enrollment**
- **Student Culture**
- **Student Learning (Grades, Assessments, Engagement, etc.)**
- **Student Intervention & Support**
- **College & Career Readiness**



Curriculum Fidelity & Implementation

- **Instructional Teacher & Leader Development through...**
 - **Internalization**
 - **Data Analysis**
 - **Observation &**
 - **Real-time Feedback**



Team, Family & Community Engagement

- **Staff Culture & Development**
- **Community Outreach, Engagement & Trust**
- **Organizational Health | Fiscal Responsibilities, Staffing & Operations**

Finance Report

- September Budget
- October Budget
- Audit Report
- Grant Updates



Finance Executive Summary

- **Vote to Approve:**
 - - 2024 Audit ([link](#))
- **Bank signers:**
 - Remove Julie Cook and add Dayna Sanders
 - NaTika Rowles - Board President
 - Mayra Bencomo - Secretary

Due to increase in enrollment:

- We were able to get Promethean boards for every core classroom
- Working on capital projects to make our building safe and presentable
- Continuing to apply for grants as they are shared with us
- We have drafted a grants monitoring process to support \$1.4M in grant funding.

Academic Committee

- Attendance
- APR Results
- KIPP KC Re-Imagined
 - Virtual Coaches
 - UMKC Tutors
 - Intervention (R & M)



Phillip Philon

- Interim Managing Director of Academics & Innovation
- PK-12 Academic, Systems, and Strategy Leader
- Specializes in designing and executing scalable strategy which propel school systems to succeed
- Former leader at KIPP DC, KIPP Atlanta, and National Academic Strategy Leader at RPS
- Proven success leading network-wide strategy.
- 7 years of leading academic programs.
Demonstrated track record of coaching teams to outpace district peers by average of 23% on state exams across multiple regions.



Student Attendance, Retention & Enrollment Executive Summary

Enrollment Numbers: Region: 1,024 / Endeavor Campus: 655 / Legacy Campus: 369

Total Enrollment Growth

- **May 2024 (Last Day of School):** 809 students (combined total for both campuses).
- **August 12, 2024 (First Day of Class):** 987 students (combined total for both campuses).
- **Current Enrollment (12/09/24):** 1,024 students (combined total for both campuses).
- **Growth:**
 - **May → August:** +178 students (22% increase).
 - **August → Current:** +37 students (3.7% increase).
 - **Total Growth (May → Current):** +215 students (26.6% increase).

Student Attendance, Retention & Enrollment Executive Summary

Enrollment Numbers: Region: 1,024 / Endeavor Campus: 655 / Legacy Campus: 369

Overall Attendance Trends (08/12/2024 - 12/09/2024)

- **Total Enrollment:** 723 students at KIPP Endeavor Academy and 401 students at KIPP Legacy High School between first day of classes and 12/09/24.
- **Overall Attendance Rate:**
 - Endeavor Academy: 86.26%
 - Legacy High School: 84.40%

Highest Attendance (each campus)

- **5th Grade:** 90.76%
- **12th Grade:** 85.26%

Minimum Attendance Benchmark: 85% // Exceeding Expectations Benchmark: 95%



Student Attendance, Retention & Enrollment Executive Summary

Enrollment Numbers: **Region:** 1,024 / **Endeavor Campus:** 655 / **Legacy Campus:** 369

Positive Trends:

- **Enrollment Growth:** KIPP schools have shown enrollment growth from May to the first day of school, with a significant increase in the total student counts.
- **High Attendance Rates in Lower Grades:** Grades PK–5 show relatively high attendance rates, with an average daily attendance (ADA) of over 85%, especially in grades 5 and K, with ADA above 88%.
- **Consistent Attendance in Higher Grades at Legacy:** While ADA drops slightly at KIPP Legacy High School, attendance is still relatively strong, with grades 9–12 maintaining ADA above 83%, though further improvements are needed.

2024 APR Results

3 Year Composite
39.6%

2024 Total Points Earned
49.5 out of 154
32%

2023-24 APR Scoring Table for K-12 LEAs

Academic Achievement: Status	ELA	Math	Science	Social Studies	Subtotal
All Students Points Possible	12	12	4	4	32
Student Group Points Possible	6	6	2	2	16
Academic Achievement: Growth	ELA	Math	Science	Social Studies	
All Students Points Possible	12	12	4	4	32
Student Group Points Possible	6	6	2	2	16
Success-Ready (Performance)					
Points Possible	20				20
Graduation Rate					
Points Possible	20				20
Follow-Up					
Points Possible	4				4
Continuous Improvement: Improvement Planning					
Continuous School Improvement Plan (CSIP)	*Scoring breakdowns outlined in the associated standard sections				30
LEA Response to Standards					8
Climate and Culture Survey					4
MSIP 6 Required Documentation					
Points Possible	6				6
Success-Ready (Continuous Improvement)	School Readiness	Attendance	ICAP		
Points Possible	4	4	4		12



Academics Executive Summary

Student Attendance, Retention, and Enrollment:

- **Enrollment Growth:** Significant increase in student enrollment from May to December 2024:
 - **May → Current:** +215 students (+26.6% growth).
- **Attendance Trends:**
 - Endeavor Academy: 86.26% (highest in 5th grade: 90.76%).
 - Legacy High School: 84.40% (highest in 12th grade: 85.26%).
- **Positive Highlights:** Strong attendance in lower grades (PK–5) and consistent retention in higher grades despite room for improvement.

2024 APR Results:

- **3-Yr Composite:** 39.6%
- **Total Points Earned:** 49.5 out of 154 = 32%

Academic Talent & Engagement:

- **Teacher Certification and Training:** Leveraging DESE's resources for monitoring teacher qualifications, continuous training, and proactive compliance efforts.
- **Staff Development:** Implementing internal monitoring and communication to support educator readiness.

Governance

- Compliance
- MCPSC Policy Manual



Governance & Compliance Executive Summary

- We have accomplished so much toward acquiring full compliance since the start of the year.
- As of 12/9/24 we are 98% of the way toward the goal of 100%.
- We are currently working to complete all tasks that are due by the end of December and at the start of the year while we are on winter break.
- We are most proud of the work that has been done on the updated Policy manual. At the upcoming governance committee meeting we would for it to be reviewed.


ED Report

- October Culture Reset
- Community Partners
- Parent Ambassadors
- Student & Family Engagement
- KIPP Re-Imagined Staffing (Closed Session)



Staff Engagemen t

- Traveling Trophy
- Door Decorating Contest
- New Employee Luncheon
- Virtual Coaches



First New Staff Luncheon

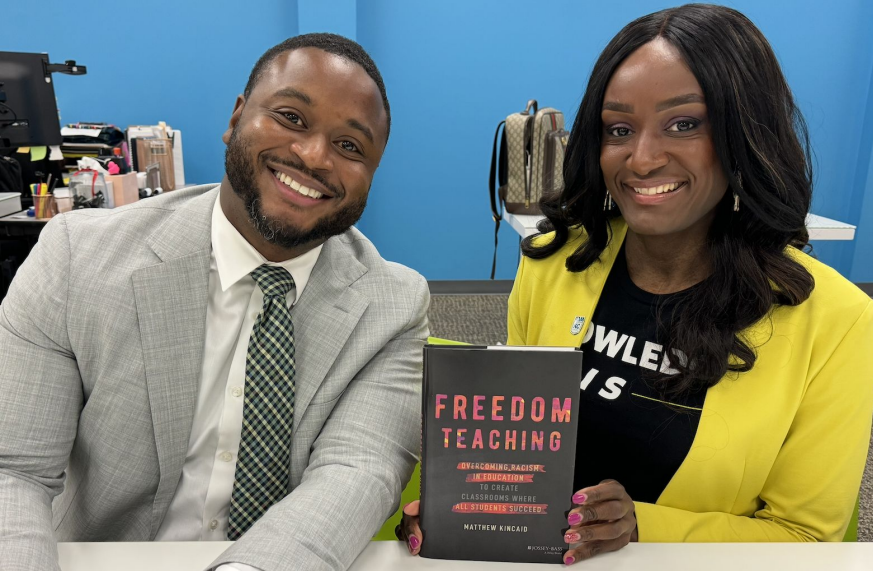


October Culture Reset PD

Day	Content	Key Learning
Oct 21	Ensuring Engagement	<ul style="list-style-type: none"> <input type="checkbox"/> What to Do Directions <input type="checkbox"/> Follow-through <input type="checkbox"/> Least Invasive Reminders
	Academic Monitoring Foundations	<ul style="list-style-type: none"> <input type="checkbox"/> Academic Monitoring <input type="checkbox"/> Write the Exemplar <input type="checkbox"/> Name Your Lap <input type="checkbox"/> Give Feedback to Students
Oct 22	Responding to Learning, Part 1	<ul style="list-style-type: none"> <input type="checkbox"/> Locking in Monitoring Skills <input type="checkbox"/> Preparing to Monitor <input type="checkbox"/> Collect Data and Trends
	Responding to Learning, Part 2	<ul style="list-style-type: none"> <input type="checkbox"/> Stop the Show Quick Fix <input type="checkbox"/> Stop the Show Show Call <input type="checkbox"/> Putting It All Together Practice



Freedom Teaching



New Community Partners

- 23 New Partnerships and Counting!
- Freedom Schools (Summer School)
- Parent Ambassadors
- SWOPE | Medical & Behavioral Health
- Parent Power Lab
- Soul of Santa
- Christian Fellowship
- Juneteenth KC
- Jazz Museum
- Zhou Art Center
- Divine 9





Student & Family Engagement

- Hispanic Heritage Month
- SWOPE Dental Van
- KIPPster Top Merit Earner Celebration
- College Tour



Partners & Sponsor School Visits

- KIPP Foundation Academics
- KIPP Foundation Leader Management
- KIPP Forward
- Kauffman Foundation
- Charter Commission
- Mantra Education | Jesse Coborn
- Literacy Interventions | James Rainer
- We are Lit | Foundational Literacy



Testing Season

Administration

- Foundational Literacy (now)
- Interim Assessments (January)
- ACT (February)
- MAP | April/May

Strategic Planning

- Battle Planning (December)
- State of Our Schools (January)
- Intervention and Battle Planning Launch (January)



Thank You!!



Executive Session

